



ಬೃಹತ್ ಬೆಂಗಳೂರು ಮಹಾನಗರ ಪಾಲಿಕೆ
Bruhat Bengaluru Mahanagara Palike



BBMP COVID-19 WAR ROOM 22.03.2023

BBMP / COVID-19 WAR ROOM / BULLETIN – 1094/ 22.03.2023 / #BBMPfightsCOVID19



OVERVIEW OF COVID-19 IN BENGALURU



CASE TRENDS

ACTIVE CASES

409

Confirmed Cases

37

18,79,323 #

Recovered Cases

54

18,61,919 #

Death Cases

1

16,995 #



HOSPITALIZATION

70

ICU – V

1

ICU

11

HDU

4

General

54

INCLUDES GOVT. QUOTA AND PRIVATE WALK-IN HOSPITALIZATION



VACCINATION

67

2,06,97,031 #

First Dose

7

96,89,447 #

Second Dose

6

95,11,178 #

Precaution Dose

54

14,96,406 #



TRIAGING

MTU

5

Tele Triage

30



ACTIVE CZs

0

MCZs (< 5 cases)

0

Clusters (> 5 cases)

0



TESTING

802

3,21,99,275 #

RAT

175

RTPCR

627

Positivity :7.48%

*FOR LAST 7 DAYS

: indicates cumulative numbers till date



ABSTRACT OF COVID-19 SCENARIO IN BENGALURU

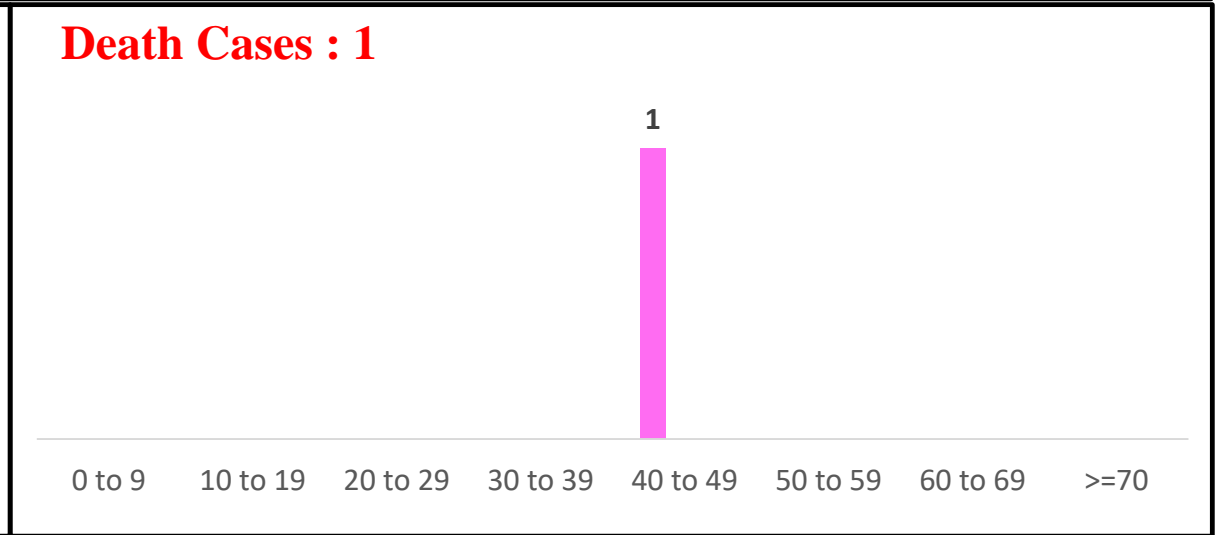
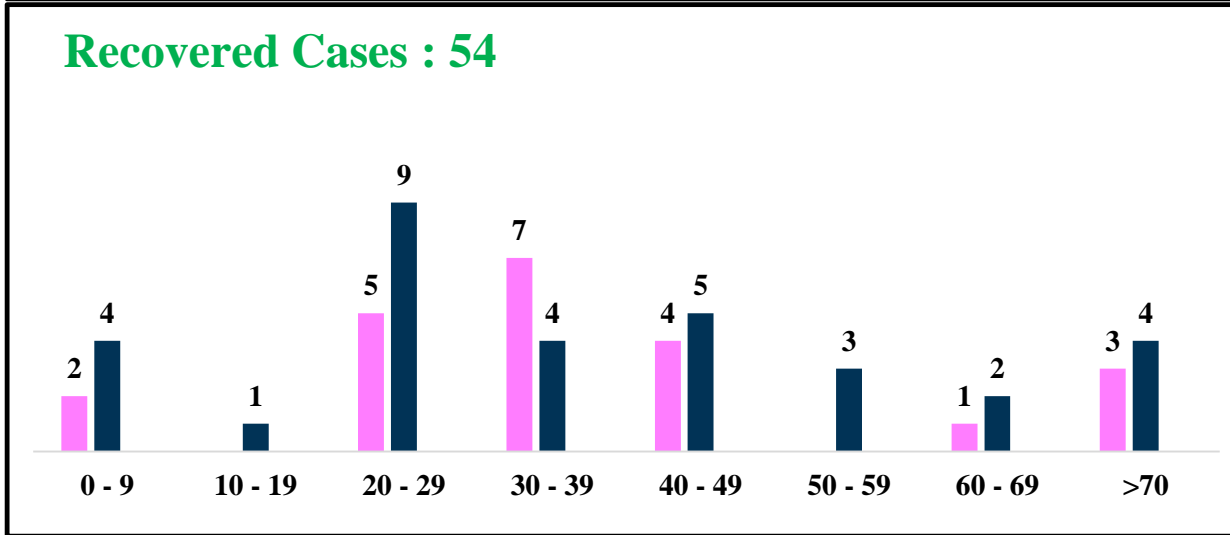
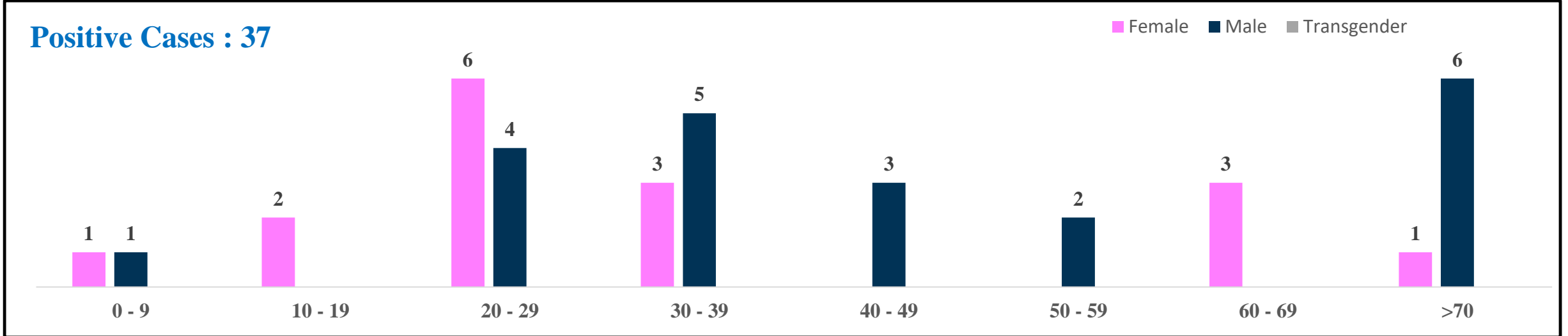


	MALE			FEMALE			TRANSGENDER			TOTAL		
	Last 24 Hours	Last 7 Days	Cumulative	Last 24 Hours	Last 7 Days	Cumulative	Last 24 Hours	Last 7 Days	Cumulative	Last 24 Hours	Last 7 Days	Cumulative
Positive Cases	21	195	11,08,040	16	187	7,71,087	0	0	196	37	382	18,79,323
Recovered Cases	32	180	10,95,498	22	152	7,65,291	0	0	187	54	332	18,61,919
Death Cases	0	0	10,764	1	1	6,227	0	0	4	1	1	16,995
Total Tests Done	In Last 24 hrs. : 802			In last 7 days : 5,106			Cumulative : 3,21,99,275					
Vaccine Doses Administered	In Last 24 hrs. : 67			In last 7 days : 477			Cumulative : 2,06,97,031					
ACTIVE CASES									409			

*Covid deaths occurred today : 00 | Covid deaths occurred beyond last 48hrs., reported today : 01



LAST 24 HOURS AGE GROUP AND GENDER WISE DISTRIBUTION

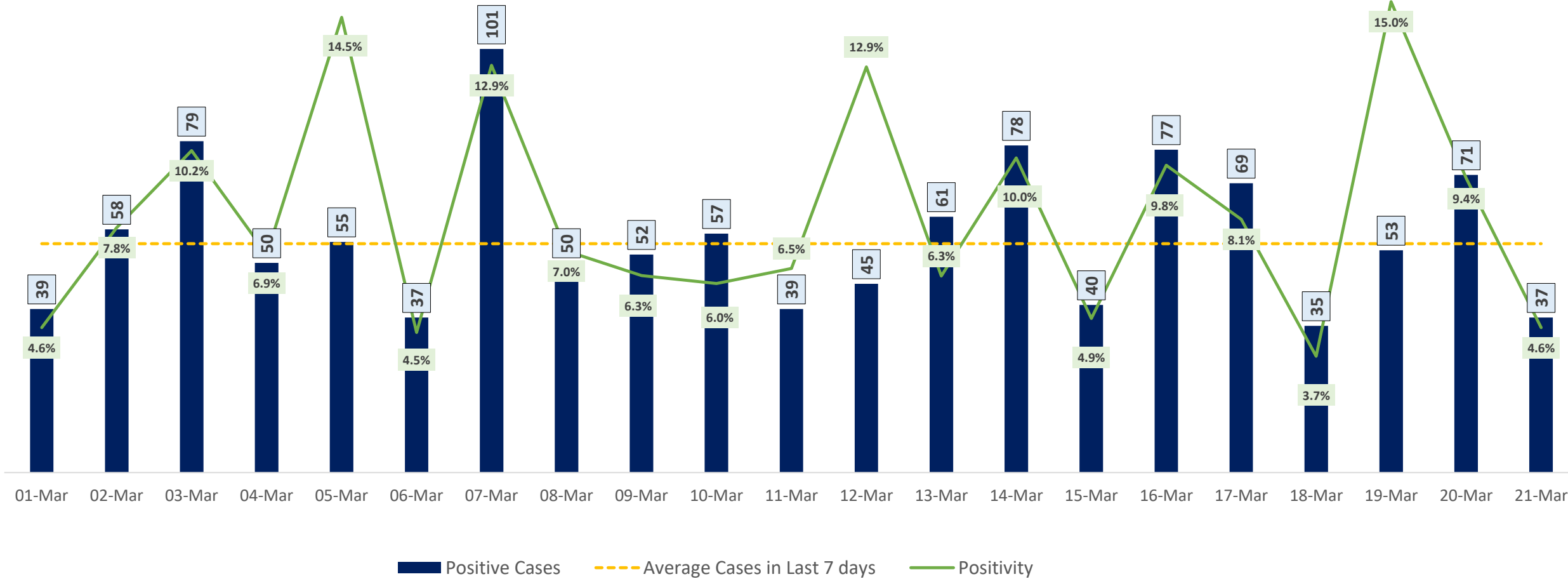




POSITIVITY RATE OF BENGALURU – LAST 21 DAYS



Average Cases in Last 7 days : 55

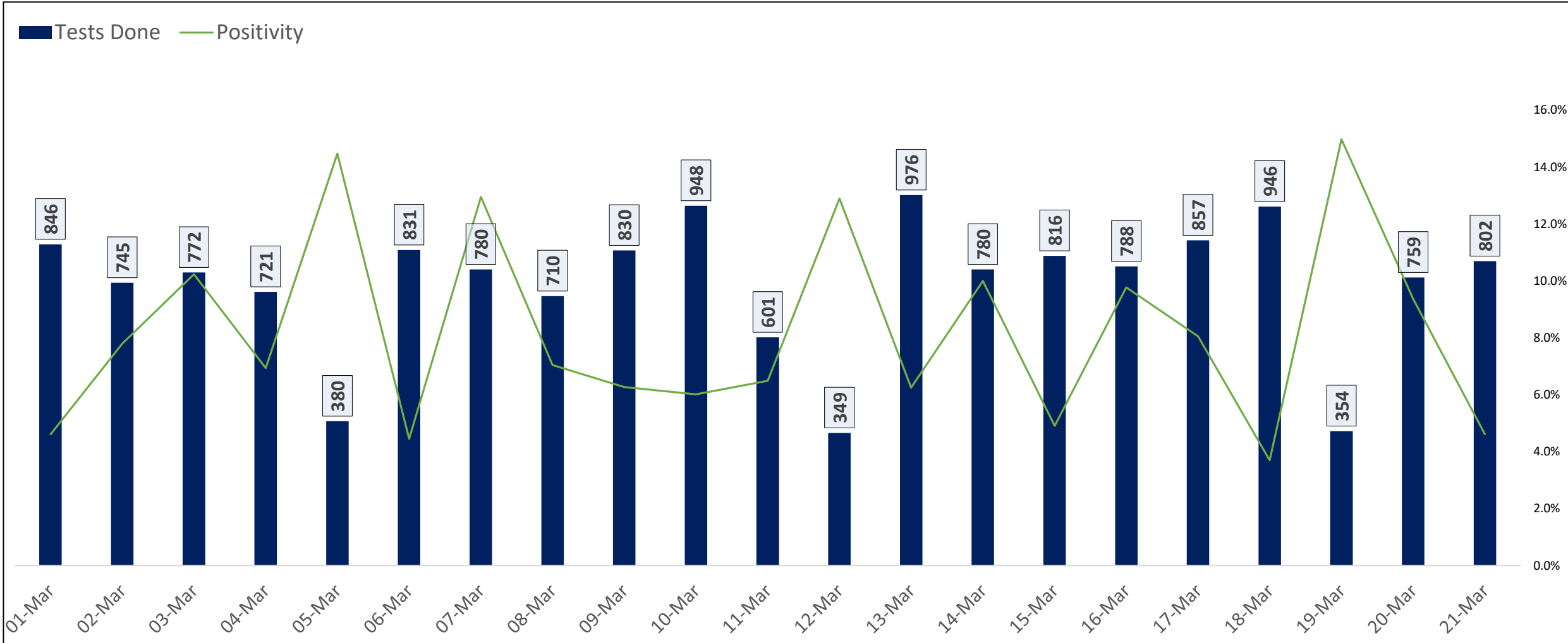




TESTING TRENDS IN BENGALURU

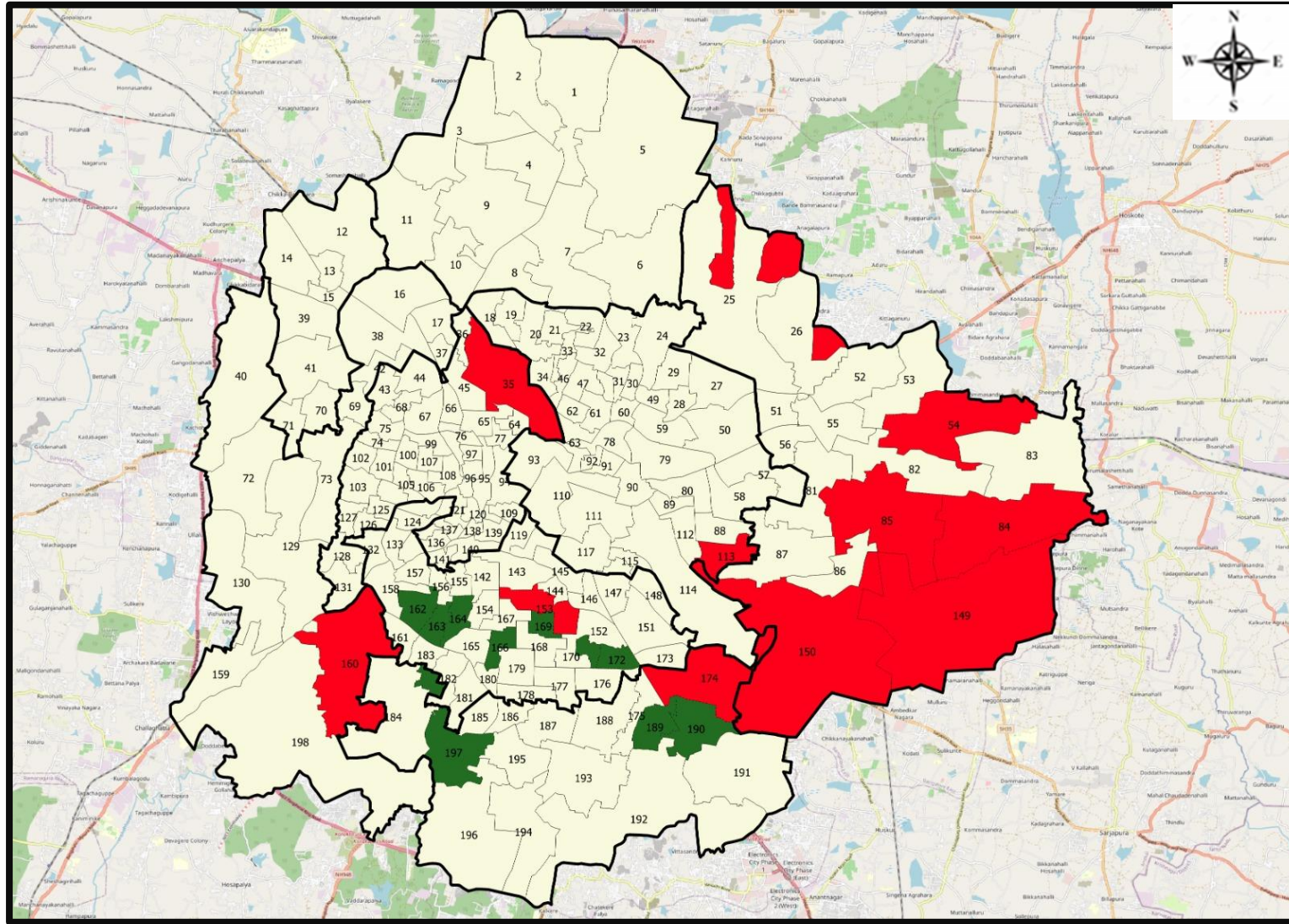


Total Test Conducted Till Date	Test Conducted Last 24 hours	Last 7 Days Average
3,21,99,275	802	729





BENGALURU URBAN MAP SHOWING TREND OF POSITIVE CASES IN LAST 7 DAYS



Top 10 wards reporting highest number of positive cases in last 10 days

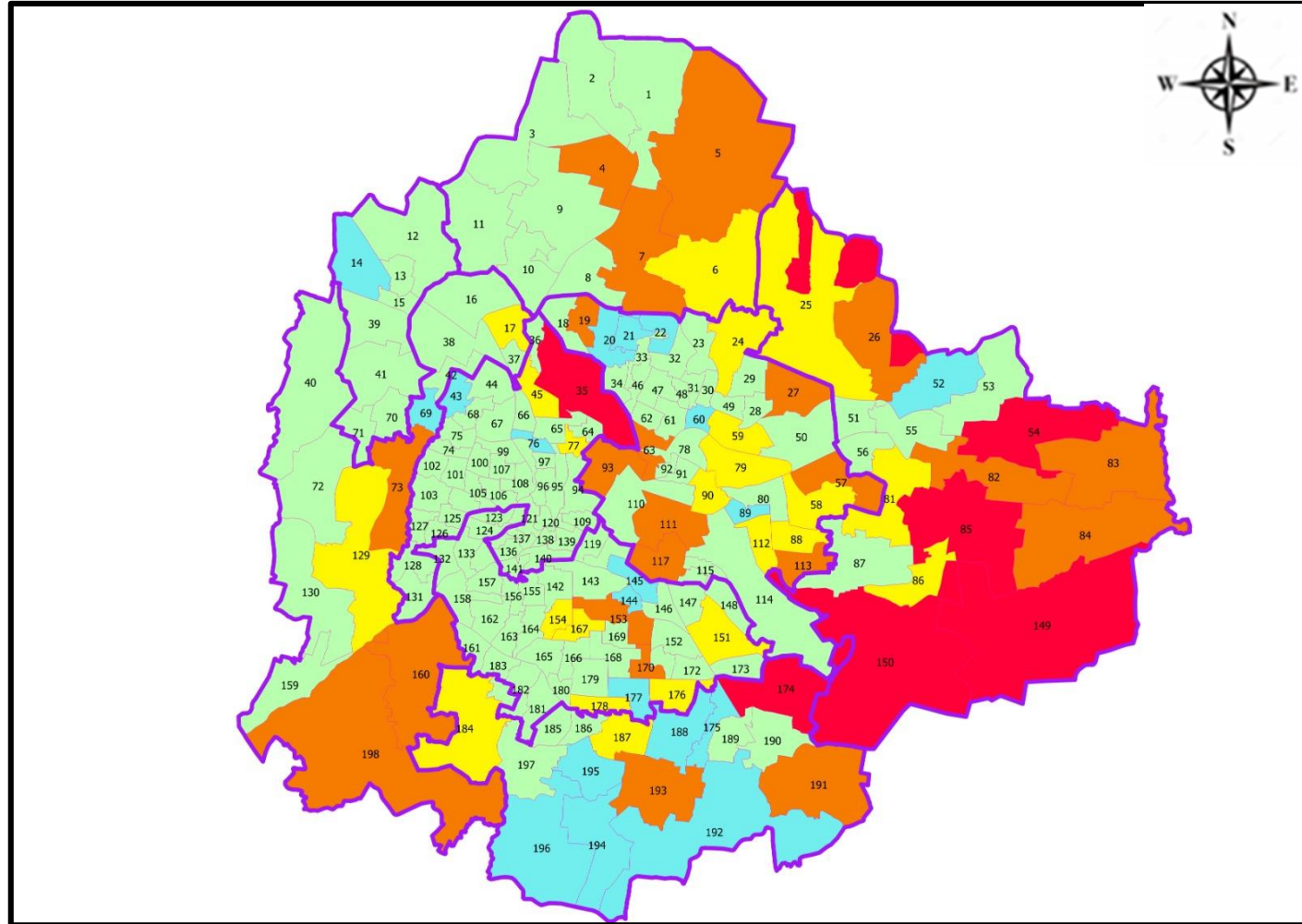
Ward No.	Ward Name	Daily Cases Average
150	Bellanduru	5
174	HSR Layout	4
85	Dodda Nekkundi	2
35	Aramane Nagar	2
54	Hudi	2
149	Varthuru	2
84	Hagadur	2
160	Rajarajeshwari Nagar	2
113	Konena Agrahara	2
153	Jayanagara	2







Top 10 wards reporting least number of positive cases in last 7 days

Ward No.	Ward Name	Daily Cases Average
197	Vasanthpura	0
190	Mangammanapalya	0
189	Hongasandra	0
172	Madivala	0
171	Gurappanapalya	0
169	Byrasandra	0
166	Karisandra	0
164	Vidyapeeta Ward	0
163	Katriguppe	0
162	Girinagara	0



BENGALURU MAP SHOWING INTENSITY OF POSITIVE CASES IN LAST 7 DAYS



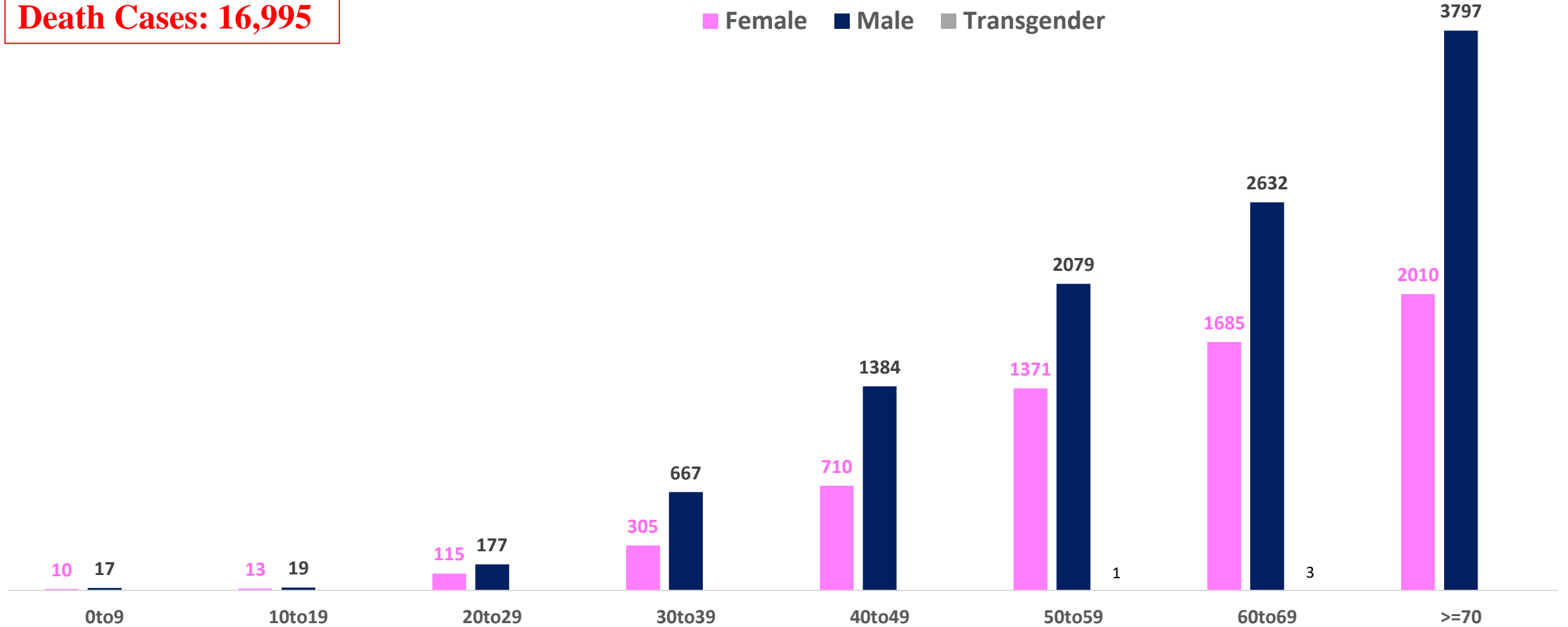
-  **Level 1 : 0 to 1 Cases**
-  **Level 2 : 1 to 3 Cases**
-  **Level 3 : 3 to 5 Cases**
-  **Level 4 : 5 to 10 Cases**
-  **Level 5 : More than 10 Cases**
-  **Zone Boundaries**



AGE AND GENDER WISE DISTRIBUTION OF DEATH CASES



Death Cases: 16,995





SNAPSHOT OF COVID-19 CASES IN BENGALURU URBAN



**Total Wards With
< = 5 Cases* :
170**

**Tests Conducted
on 21.03.2023:
802**

**Recovery
Rate*:
99.07%**

**Total
Active Cases :
409**

**Total Vaccinated
on 21.03.2023:
67**

**Positivity
Rate* :
7.48%**

**Active
Rate*:
0.02%**

**Case
Fatality Rate* :
0.26%**





*Total positive cases In the past 7 days

*CFR and positivity is for Past 7 days



ಬೃಹತ್ ಬೆಂಗಳೂರು ಮಹಾನಗರ ಪಾಲಿಕೆ
Bruhat Bengaluru Mahanagara Palike



Download BBMP Bulletin	https://apps.bbmpgov.in/covid19/mediabulletin.php
To register for vaccination :	https://selfregistration.cowin.gov.in/
BBMP COVID19 Dashboard:	https://apps.bbmpgov.in/covid19/
Follow us on:	 www.facebook.com/bbmp.comm1/
	 twitter.com/BBMPCOMM
	  BBMPSplHealth

Issued by:

Honorable Chief Commissioner, BBMP
Special Commissioner Health, BBMP
MD, Bengaluru Smart City Limited

THANK YOU !

